





MTL SOAR

Parents' Guide for M Reading

PRIMARY 1



- Introduction to MTL SOAR
- Tips for Parents
- EL Synopsis for MOE
Supplementary Readers
- Information on CL/ML/TL
Reading Resources



MTL SOAR

Spark interest, Open minds, Appreciate cultural roots,
Rise as a bilingual reader

MTL SOAR is a structured reading programme that seeks to instil students' love for reading in MTL.

30 minutes of MTL lesson per week will be dedicated to reading and reading-related activities. Here are some of the activities that may be conducted during MTL SOAR periods:



Individual



- ♥ Silent reading
- ♥ Self-reflection



Peer/Group

- ♥ Buddy reading
- ♥ Book discussions and sharing



Class

- ♥ Teacher-led activities
- ♥ Storytelling: Teacher/student-led
- ♥ Role play



LIBRARY

- ♥ School Library visits
- ♥ Book awareness
- ♥ Exploring different genres
- ♥ Searching for books & information
- ♥ Research tasks



School

- ♥ Shared Reading & Storytelling
- ♥ Showcase
- ♥ Book talks



Family

- ♥ Reading with parents
- ♥ Public library visits



* Tips for Parents *

What roles do parents play in developing their child's MTL reading habits and skills?

As parents, you play an integral role in your child's development of reading habits and skills. When your child adopts a positive attitude towards reading and has shown interest in picking up a MTL book to read, giving affirmation will help him/her to develop a greater sense of motivation in MTL reading.

You can provide a supportive environment for your child to read by playing three roles-the motivator, the role-model and the facilitator.

1.The Motivator

- When your child encounters difficulty in reading MTL books, you can encourage him to persevere and look for help in overcoming the difficulties.
- Help your child to derive pleasure from reading.



2. The Role-Model

- Be a MTL reader yourself, this will motivate them to learn from you.
- Read MTL books together with your child to promote parent-child relationship through conversations and exchange of thoughts.



3. The Facilitator

- Leverage on the wide range of resources to support your child in reading.
- Encourage your child to participate in community programmes. These will enable them to discover a broader selection of reading materials beyond the curriculum.



*** How can I help my child improve his/her reading skills? ***

1. Create an environment conducive for learning

Set up a comfortable library space at home. Letting your child have easy access to books will drive motivation to read.

2. Cultivate good reading habits


Set a routine reading time with your child and read story books or electronic books with him. Bring your child to the library or the bookshop at least once a week.

3. Choose reading materials wisely

Select age-appropriate books that are based on your child's interests. You could start with picture books and simple rhyming books.

4. Be your child's audience

Encourage your child to read the story to you even if you are unfamiliar with the language. You may also let them share with you what they have read and done in school.



* How can I help my child improve his/her reading skills? *

5. Be well equipped to support your child's reading process

A bilingual dictionary, e-dictionary or mobile applications will come in handy when you need to check for the MTL equivalent of a particular word.



6. Make reading a meaningful and enjoyable process

Familiarise yourself with the book first and be animated when reading it to your child. You may use the synopsis in the Parents' Guide to help you in guiding your child to read the supplementary readers. Talk about the pictures, point to objects and ask questions. Engage your child. Let him set the pace of reading, turn the pages, role-play and talk about his thoughts.

7. Read as you play


Encourage your child to complete the tasks in his Reading Passport, such as visiting the school library and public libraries to borrow books, to receive an accomplishment certificate upon completion.



* How can I help my child improve his/her reading skills? *

8. Build up a "Words Achievement List" with your child

Help your child compile a list of words learnt. Your child will have an immense sense of satisfaction when he/she sees the list grow.



9. Tap on external help

There are plenty of story-telling sessions in our public libraries. You could attend these sessions with your child. Mass media and technology such as audio reading of stories and rhymes, audio books and interactive learning applications can be used to support your child in the reading process.



EL SYNOPSIS FOR SUPPLEMENTARY READERS



Reader 1-1:
Wo ai wo de jia ren

The little rabbit woke up and couldn't see its mother, it started searching. It turned out that the family was secretly preparing a birthday party for the little rabbit.



Reader 1-2:
Hema rangzuo

The hippo fell asleep on the bus, and the other passengers tried various ways to wake it up so it could give its seat to Grandpa Goat.



Reader 1-3:
Ta zai nali

Keke is a girl who loves reading. One day, she decided to find the lion from her book. She went to many places but couldn't find it. Finally, in a dark cave, she saw a pair of eyes. Terrified, she turned and ran away...





Information on Chinese Reading Resources



E-books Recommendations:
《9岁前必读的100本绘本》



<https://go.gov.sg/mustreadb49>

NLB Reading Activities
for Children
(some activities require pre-
registration)



<https://go.gov.sg/avidreaders>

NLB Recommendations and
Activities for Children and
Teenagers



<https://go.gov.sg/cldiscovereads>

Recommended Booklist by
Committee to Promote
Chinese Language Learning
(CPCLL)



<https://go.gov.sg/cpcll-recommended-booklist-pri>